



FACTS & FIGURES

July 1, 2019 - June 30, 2020

Connect with #COCABerks!

Get up-to-date news, statistics, videos, information on upcoming events, additional resources and more by connecting with us!



JULY 1, 2019 TO JUNE 30, 2020

FISCAL REPORT

REVENUES

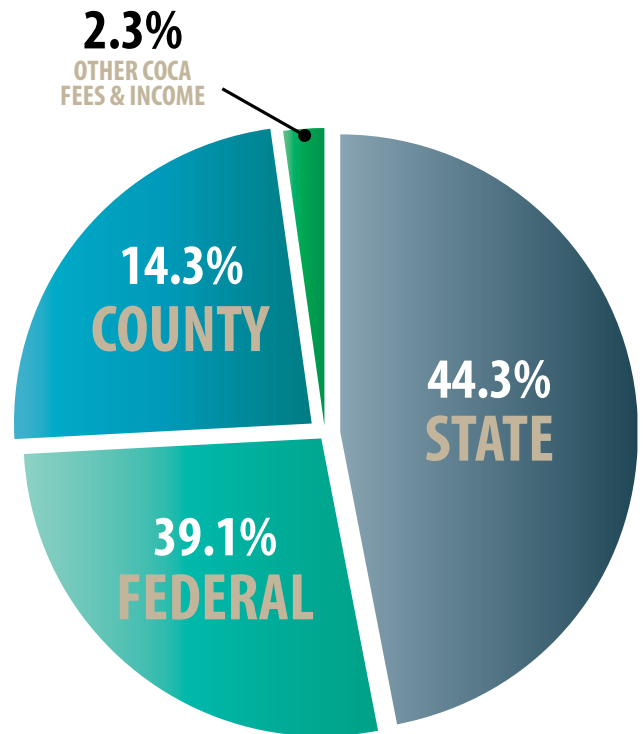
State Funds

Federal Funds \$3,343,315

County Funds \$1,224,556

Other COCA Fees & Income \$197,066

TOTAL COCA REVENUE \$8,548,760



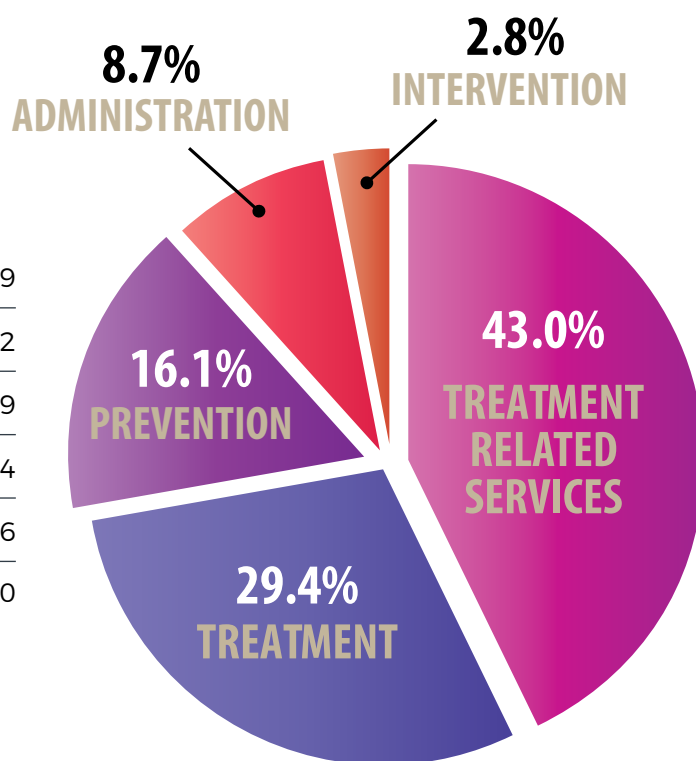
REVENUES BY FUNDING SOURCE

DDAP Federal Block Grant	\$2,114,840	24.7%
Human Service Block Grant	\$1,489,071	17.4%
DDAP State Base Allocation	\$1,237,431	14.5%
Berks County Funds	\$1,139,598	13.3%
DDAP SORS	\$686,686	8.0%
Berks County CDBG Funds	\$350,000	4.1%
State Gaming Fund	\$232,111	2.7%
Other Council Fees and Income	\$197,066	2.3%
Housing & Urban Development (HUD)	\$191,789	2.2%
County Intermediate Punishment Program	\$170,567	2.0%
Mental Health/Developmental Disabilities Program (MH/DD)	\$143,540	1.7%
PA Commission On Crime & Delinquency Grants - STATE	\$135,587	1.6%
Tobacco Control Grant	\$129,116	1.5%
Health Choices	\$100,000	1.2%
Homelessness Assistance Program (HAP)	\$90,000	1.1%
Drug Treatment Court Grants	\$84,958	1.0%
Human Services Development Fund (HSDF)	\$56,400	0.7%
Total Revenues From All Funding Sources	\$8,548,760	100.00%

EXPENDITURES

Treatment Related Services*	\$3,678,729
Treatment	\$2,511,742
Prevention	\$1,373,669
Administration	\$746,694
Intervention	\$237,926
TOTAL COCA EXPENDITURES	\$8,548,760

* Treatment Related Services include the following: screening assessment, referral, case management, recovery support services and transitional/recovery housing.



EXPENDITURES BY SERVICE

Case Management & Other Support Services	\$2,133,649	25.0%
Recovery Housing	\$1,545,080	18.1%
Prevention	\$1,074,987	12.6%
Rehabilitation & Halfway Houses	\$772,651	9.0%
Administration and Client Education/Coordination	\$746,694	8.7%
Outpatient Drug-Free	\$647,628	7.6%
Medication-Assisted Treatment	\$481,655	5.6%
Detoxification (withdrawal management)	\$281,147	3.3%
Other Intervention	\$237,926	2.8%
Intake & Referral	\$214,858	2.5%
Student Assistance Programs	\$169,566	2.0%
Tobacco Control Programs	\$129,116	1.5%
Intensive Outpatient	\$87,322	1.0%
Partial Hospitalization	\$26,481	0.3%

Total Expenditures	\$8,548,760	100.00%
---------------------------	--------------------	----------------

PREVENTION

ALCOHOL, TOBACCO, AND OTHER DRUG (ATOD)

Single session prevention speaking engagement participants	7,129
Number of prevention-based school education sessions	970
Health Fair Events	49
Pledges from drug free youth	672
Parent program participants	96
Informational brochures and pamphlets distributed on various addiction topics	27,647
Red Ribbons Distributed	47,772
Students Reached with JUULing & Vaping Education	3,529

did you know?

All COCA presentations are free and available to any Berks County school, organization, or community group.

For more information and to schedule a program or presentation for your church, community group or school, contact Jaclyn Steed, Prevention Manager at (610) 376-8669, Ext. 107, jsteed@cocaberks.org.



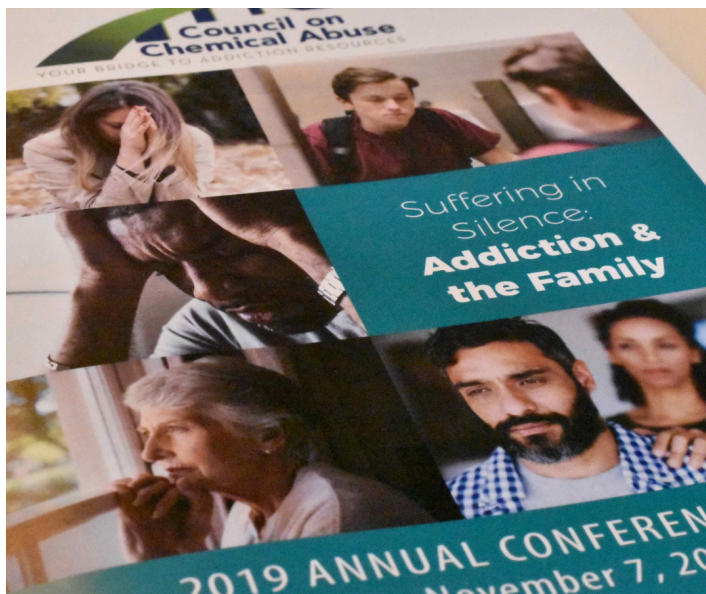
Pictured above: Brothers Trey and Tegan, both poster winners, get their award of pizza delivery!

GAMBLING*

Participants that received COCA gambling recurring curriculum services	56
Participants in single service gambling prevention presentations	1,106
Gambling prevention materials distributed	1,866

**There are commonalities between gambling disorders and other addictions (alcohol, tobacco and illicit drugs) and therefore, similar prevention strategies are considered to be effective.*

INTERVENTION



The 2019 Annual Conference focused on the topic of addiction and the family. It was a powerful day with over 250 individuals in attendance.

INTERVENTION DOES NOT HAVE TO BE AT "ROCK BOTTOM"

A trained addiction interventionist can assist and support families through the intervention process at any point. If you are worried about a loved one, there is help.

\in-tər-'ven(t)-shən\

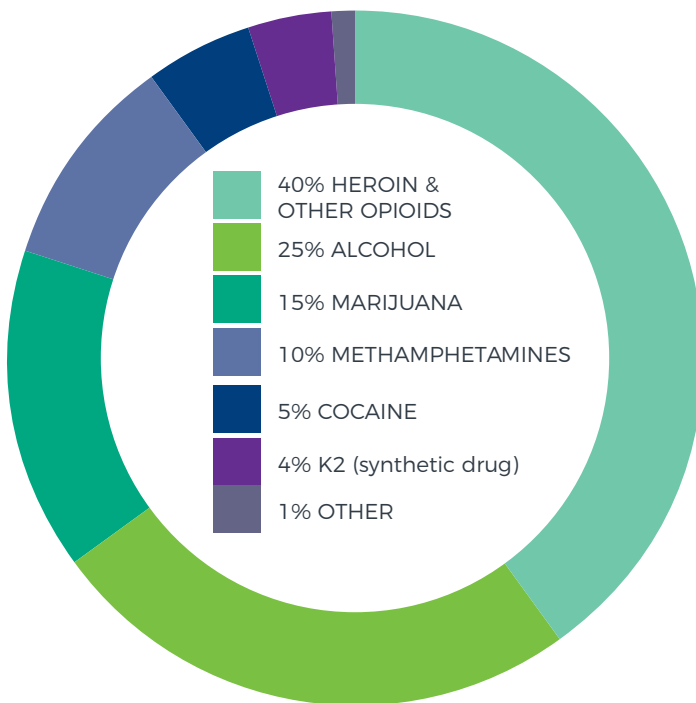
It is a myth to believe an individual with a substance use disorder will have spontaneous insight and seek treatment. Intervention begins the conversation and helps guide reluctant users to recovery.

INTERVENTION SERVICES

Calls to the 24/7 Drug & Alcohol hotline with Reading Hospital - (484) 628-8186	356
Clients who received drop-in services at the Reading Hospital Drug and Alcohol Center	35
Urine drug tests conducted	39,059
Berks County Jail inmates released directly to community-based residential substance use disorder treatment	214
Number of distributed Opioid Overdose Prevention kits	1,236
Individuals Reached in Warm Handoff Program	1,131
Blue CARES Visits	86
Marijuana Diversion Program Participants	422
Addiction Education Groups facilitate by contracted providers	588
Students who received Student Assistance Program (SAP) assessments	1,064

TREATMENT

PRIMARY DRUG FOR PEOPLE ADMITTED FOR TREATMENT THROUGH COCA FUNDING



*July 1, 2019 - June 30, 2020

This chart shows the primary drug of use for individuals admitted for treatment through COCA funding during fiscal year 19/20. It is clear from the data that people in Berks County continue to struggling with opioid use disorders at an alarming rate. This year also saw a slight increase in alcohol and methamphetamine as primary drugs of choice.

Number of requests to COCA for treatment access	2,839
Outpatient treatment	856
Medication-Assisted Treatment (MAT)	301
Intensive outpatient	218
Partial hospitalization	21
Withdrawal Management (Detox)	264
Residential treatment (short term, long term & half-way house)	214
TOTAL treatment episodes	1,874
Individuals funded for treatment	1,510

**In accordance with federal and state requirements, pregnant women are afforded preference in regard to access to treatment services funded by COCA.*

HELP IS STILL AVAILABLE

Find support for you and your loved ones.
Contact us:

(610) 376-8669 | cocaberks.org

For additional information regarding treatment services available through COCA, please [visit our website](http://cocaberks.org).

Please note that programmatic and financial information presented in this document is only for those services funded partially or in-full by the Council on Chemical Abuse during the 2019/20 Fiscal Year running July 1, 2019 – June 30, 2020. There are additional entities, both public and private, which fund drug and alcohol activities in the community. As such, the data contained herein is not reflective of the entirety of drug and alcohol prevention, intervention, and treatment services provided in Berks County.

CLIENT DEMOGRAPHICS

Total individuals treated: 1,510

RACE

White	839	56%
Latino	455	30%
African-American	140	9%
Two or More Races	56	4%
Unknown	11	1%
Other	9	1%

AGE

Under 18	14	1%
18-30	497	33%
31-45	621	41%
46 and older	378	25%



GENDER

Male	1,242	82%
Female	264	18%
Transgender	4	0%

91%

of clients strongly agreed or agreed that the treatment provider staff and therapist helped them to understand how drugs and alcohol affected their lives. (COCA Client Satisfaction survey, Sept. 2019)

RECOVERY

HACIA ADELANTE

INDIVIDUALS SERVED: 23

In 2015, YMCA case manager Leroy Cruz started talking about a problem that he was trying to solve. Individuals who spoke Spanish as their sole language had nowhere to go for recovery housing. There were women in prison who could not be released because there was no program that could accept them. The YMCA had taken several clients who did not speak English, but Leroy noticed that even though he could provide them with case management, they continued to struggle. YMCA residents live in communities, which provides support for many. But when you cannot communicate with those that you live with, it is an isolating experience. Reading needed a program where people who are Spanish-speaking can live together and support each other in their recovery from substance use disorder. Eventually, Leroy started talking about this problem with anyone who would listen. When he spoke to George Vogel at COCA, George didn't just listen, he took action. With funding from COCA and the United Way, Leroy's vision came to life in December 2017 in the Hacia Adelante program. Hacia Adelante means "Moving Forward" in English and that is exactly what the residents are doing. Participants in the 8 bed program live at the YMCA and receive case management to help them achieve their goals. They attend counseling, mutual aid meetings, obtain employment, attend ESL classes, and learn life skills.

RECOVERY SUPPORT SERVICES

Individuals who received Recovery Support Services **263**

Case Management **186**

Transitional/Recovery housing **338**



Between opening in September 2019 and March 2020, there were 161 events at the RISE Center with 1,056 people in attendance.

