




FACTS & FIGURES

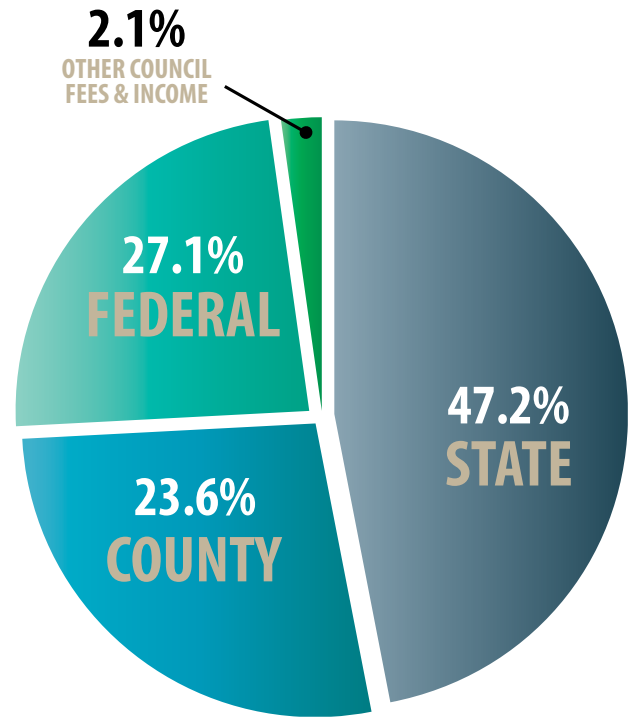
July 1, 2018 - June 30, 2019



JULY 1, 2018 TO JUNE 30, 2019 FISCAL REPORT

REVENUES

State Funds	\$4,667,907
Federal Funds	\$2,842,390
County Funds	\$2,208,655
Other COCA Fees & Income	\$125,426
TOTAL COCA REVENUE	\$9,844,378



REVENUES BY FUNDING SOURCE

Human Service Block Grant	\$2,221,224	22.6%
Berks County Funds	\$2,097,753	21.3%
DDAP Federal Block Grant	\$1,840,945	18.7%
DDAP State Base Allocation	\$1,237,431	12.6%
DDAP STR CURES	\$556,082	5.6%
DDAP SORS	\$253,632	2.6%
State Gaming Fund	\$228,445	2.3%
Housing & Urban Development (HUD)	\$191,721	1.7%
Restrictive Intermediate Punishment (RIP)	\$170,155	2.5%
PA Commission On Crime & Delinquency Grants - STATE	\$154,416	1.6%
Mental Health/Developmental Disabilities Program (MH/DD)	\$143,540	1.6%
Other Council Fees and Income	\$125,426	1.3%
Tobacco Control Grant	\$120,730	1.2%
Homelessness Assistance Program (HAP)	\$120,000	1.2%
Drug Treatment Court Grants	\$110,902	1.1%
Department of Human Services	\$100,000	1.0%
Health Choices	\$100,000	1.0%
Human Services Development Fund (HSDF)	\$71,400	0.7%

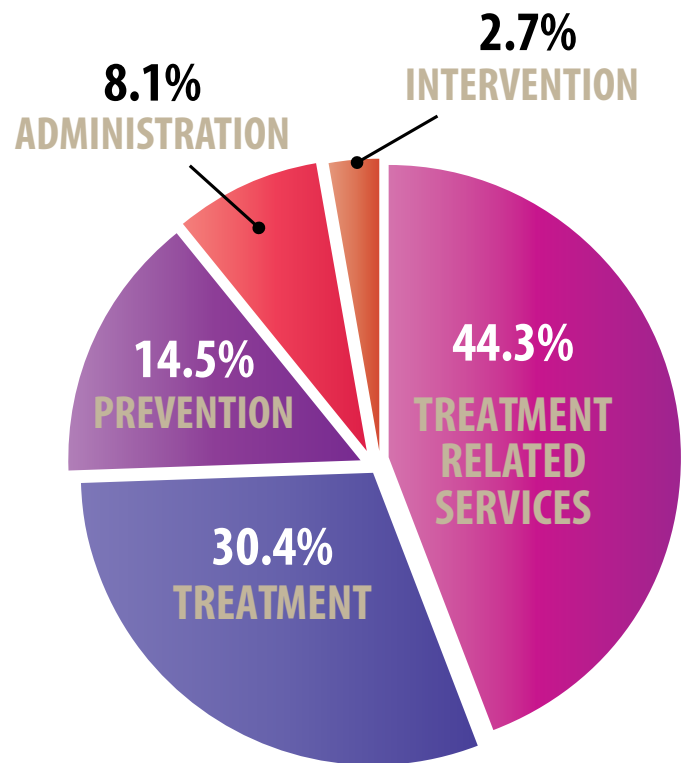
Total Revenues From All Funding Sources

\$9,844,378

100.00%

EXPENDITURES

Treatment Related Services*	\$4,362,788
Treatment	\$2,990,711
Prevention	\$1,428,758
Administration	\$798,333
Intervention	\$263,788
TOTAL COCA EXPENDITURES	\$9,844,378



* Treatment Related Services include the following: screening assessment, referral, case management, recovery support services and transitional/recovery housing.

EXPENDITURES BY SERVICE

Case Management & Other Support Services	\$2,036,422	20.7%
Recovery Housing	\$1,823,207	18.5%
Prevention	\$1,177,309	12.1%
Medication-Assisted Treatment	\$946,955	9.6%
Rehabilitation & Halfway Houses	\$835,913	8.5%
Administration and Client Education/Coordination	\$798,333	8.1%
Outpatient Drug-Free	\$720,827	7.3%
Intake & Referral	\$503,159	5.1%
Detoxification	\$316,648	3.2%
Other Intervention	\$240,939	2.4%
Student Assistance Programs	\$153,569	1.6%
Intensive Outpatient	\$128,836	1.3%
Tobacco Control Programs	\$120,730	1.2%
Partial Hospitalization	\$41,531	0.4%

Total Expenditures	\$9,844,378	100.00%
---------------------------	--------------------	----------------

PREVENTION

ALCOHOL, TOBACCO, AND OTHER DRUG (ATOD)

Youth participants in single service events across Berks County	13,574
Youth participants that received COCA ATOD recurring curriculum sessions	1,513
Health Fair Events	76
Pledges from drug free youth	1,026
Parent program participants	223
Pregnant or parenting teen mother participants in addiction and parenting education	271
Informational brochures and pamphlets distributed on various addiction topics	35,595
Drug free events for youth	76
Red Ribbons Distributed	35,535
Students Reached with Vaping Education	3,939

did you know?

All COCA presentations are free and available to any Berks County school, organization, or community group.

For more information and to schedule a program or presentation for your church, community group or school, contact Jaclyn Steed, Prevention Manager at (610) 376-8669, Ext. 107, jsteed@cocaberks.org.



Pictured above: Crowd receives education on the connection between gaming & gambling at a program in March 2019.

GAMBLING*

Participants that received COCA gambling recurring curriculum services	170
Participants in single service gambling prevention presentations	3,306
Gambling prevention materials distributed	3,729

**There are commonalities between gambling disorders and other addictions (alcohol, tobacco and illicit drugs) and therefore, similar prevention strategies are considered to be effective.*

INTERVENTION



Pictured above: The 2018 Annual Conference focused on the topic of trauma and addiction. Over 315 individuals attended the day-long training.

\in-tər-ven(t)-shən

It is a myth to believe an individual with a substance use disorder will have spontaneous insight and seek treatment. Intervention begins the conversation and helps guide reluctant users to recovery.

YOUTH

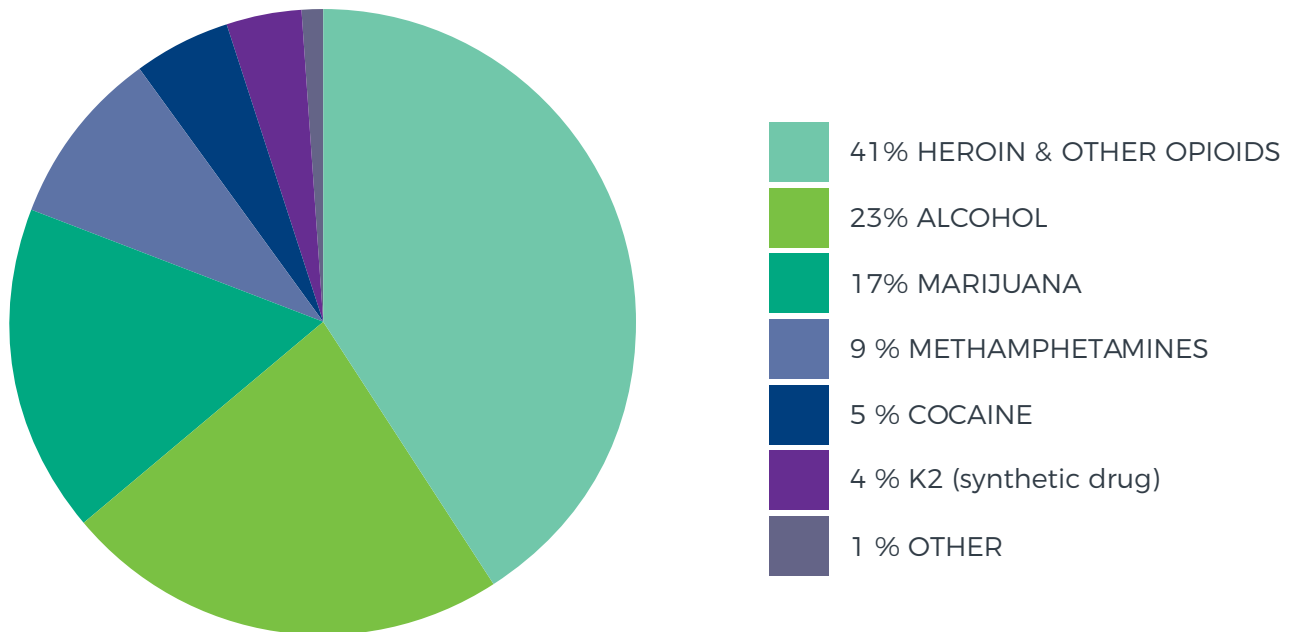
Youth participants who completed the UDecide Program (UDP)	98
Students who received Student Assistance Program (SAP) assessments	1,276

ADULT

Calls to the 24/7 Drug & Alcohol hotline with Reading Hospital - (484) 628-8186	483
Clients who received drop-in services at the Reading Hospital Drug and Alcohol Center	77
Urine drug tests conducted	57,905
Berks County Jail inmates screened for drug and alcohol problems	3,121
Berks County Jail inmates released directly to community-based residential substance use disorder treatment	211
Number of distributed Opioid Overdose Prevention kits	1,090
Individuals Reached in Warm Handoff Program	1,142
Blue CARES Visits	40
Marijuana Diversion Program Participants <i>*From 4/1-6/30/19</i>	90

TREATMENT

PRIMARY DRUG FOR PEOPLE ADMITTED FOR TREATMENT THROUGH COCA FUNDING



The above chart shows the primary drug of use for individuals admitted for treatment through COCA funding during fiscal year 18/19. As our nation continues to struggle with the opioid epidemic, it is clear from the data above that people in Berks County are suffering from opioid use disorders at an alarming rate. Recently, the number of people reporting stimulants as primary drugs of choice has continued to rise.

WHAT IS TASC?

TASC (Treatment Access and Services Center) is a drug and alcohol central intake and treatment referral agency licensed by the PA Department of Drug and Alcohol Programs. COCA contracts with TASC to provide drug and alcohol assessment, treatment referral and recovery support services for Berks County individuals in need of public funds for addiction services.

19 N 6th Street | Suite 300 | Reading, PA 19601 (610) 375-4426 | berkstasc.org

For additional information regarding treatment services available through COCA, please [CLICK HERE](#) to visit our website.

TREATMENT*

Number of requests to COCA for treatment access	3,358
Outpatient treatment	857
Medication-Assisted Treatment (MAT)	255
Intensive outpatient	296
Partial hospitalization	31
Detoxification (Detox)	274
Residential treatment (short term, long term & half-way house)	279
TOTAL treatment episodes	1,992
Individuals funded for treatment	1,571

**In accordance with federal and state requirements, pregnant women are afforded preference in regard to access to treatment services funded by COCA.*

WHAT IS RECOVERY?

A process of change through which individuals improve their health and wellness, live a self-directed life, and strive to reach their full potential. *(SAMHSA)*

RECOVERY



RECOVERY SUPPORT SERVICES

Post treatment support group participants	1,549
Transitional/Recovery housing	347

Please note that programmatic and financial information presented in this document is only for those services funded partially or in-full by the Council on Chemical Abuse during the 2018/19 Fiscal Year running July 1, 2018 - June 30, 2019. There are additional entities, both public and private, which fund drug and alcohol activities in the community. As such, the data contained herein is not reflective of the entirety of drug and alcohol prevention, intervention, and treatment services provided in Berks County.

For more information about the Council on Chemical Abuse, please contact us:

(610) 376-8669 | www.cocaberks.org