



# FACTS & FIGURES

July 1, 2015- June 30, 2016



# Outcomes & Accomplishments

July 1, 2015 to June 30, 2016

## PREVENTION

### Alcohol, Tobacco, and Other Drug (ATOD) Education

Youth participants in single service events across Berks County	<b>12,208</b>
Youth participants receiving COCA ATOD recurring curriculum sessions	<b>2,038</b>
Schools receiving ATOD curriculum services/educational presentations	<b>77</b>
Community groups receiving ATOD educational presentations	<b>48</b>
Professional training participants	<b>1,050</b>
Parent program participants	<b>502</b>

### Gambling Education\*

Participants receiving COCA gambling recurring curriculum services	<b>177</b>
Participants in single service gambling prevention presentations	<b>1,608</b>
Gambling prevention materials distributed	<b>7,542</b>
Community awareness billboards located across Berks County	<b>30</b>

## INTERVENTION

### Youth

Pregnant or parenting teen mother participants in addiction and parenting education	<b>96</b>
Youth participants completing Underage Drinking Program (UDP)	<b>204</b>
Students receiving Student Assistance Program (SAP) assessments	<b>1,078</b>
Berks County Elementary and Secondary SAP teams	<b>70</b>

### Adult

Drug and Alcohol Center hotline calls	<b>601</b>
Clients receiving drop-in services at the Drug and Alcohol Center	<b>66</b>
Berks County Jail inmates screened for drug and alcohol problems	<b>2530</b>
Berks County Jail inmates receiving addiction-specific education and intervention assistance	<b>1530</b>
Urine drug tests conducted	<b>32,177</b>
Berks County Jail inmates released directly to residential drug or alcohol treatment	<b>215</b>

\* *Gambling is an activity that implies an element of risk, where money or something of sentimental or monetary value could be won or lost by the participant. Research has shown that gambling activates the reward system in the brain in much the same way that a drug does. There are commonalities between gambling disorders and other addictions (alcohol, tobacco and illicit drugs) among youth and therefore, similar prevention strategies are believed to be effective.*

Please note that programmatic and financial information presented in this document is only for those services funded partially or in-full by the Council on Chemical Abuse during the 15-16 Fiscal Year running July 1, 2015 - June 30, 2016. There are additional entities, both public and private, which fund drug and alcohol activities in the community. As such, the data contained herein is not reflective of the entirety of drug and alcohol prevention, intervention, and treatment services provided in Berks County.

## TREATMENT\*

Number of requests to COCA for treatment access	<b>3,753</b>
<b>Treatment Episodes</b>	
Outpatient treatment	<b>808</b>
Methadone maintenance	<b>131</b>
Buprenorphine	<b>15</b>
Intensive outpatient	<b>266</b>
Partial hospitalization	<b>138</b>
Detoxification (Detox)	<b>316</b>
Residential treatment	
Short-term (under 30 days)	<b>253</b>
Moderate-term (30-90 days)	<b>5</b>
Long-term (over 90 days)	<b>22</b>
Halfway house	<b>7</b>
Transitional/Recovery housing	<b>357</b>
<b>TOTAL treatment episodes</b>	<b>2,318</b>
<b>Individuals funded for treatment</b>	<b>1,704</b>

*\*In accordance with federal and state requirements, pregnant women are afforded preference in regard to access to treatment services funded by COCA.*

## Client Demographics


<b>Ethnicity</b>	
White	<b>61%</b>
Hispanic	<b>25%</b>
African American	<b>10%</b>
Other	<b>4%</b>
<b>Gender</b>	
Male	<b>79%</b>
Female	<b>21%</b>
<b>Age</b>	
Under 18	<b>1%</b>
18 - 30	<b>40%</b>
31 - 45	<b>37%</b>
46 and older	<b>22%</b>

## Intensive Case Management Services

Pregnant women with children	<b>174</b>
Transitional/Recovery housing	<b>357</b>

## Recovery Support Services

Individual recovery services	<b>136</b>
Post treatment support group participants	<b>458</b>



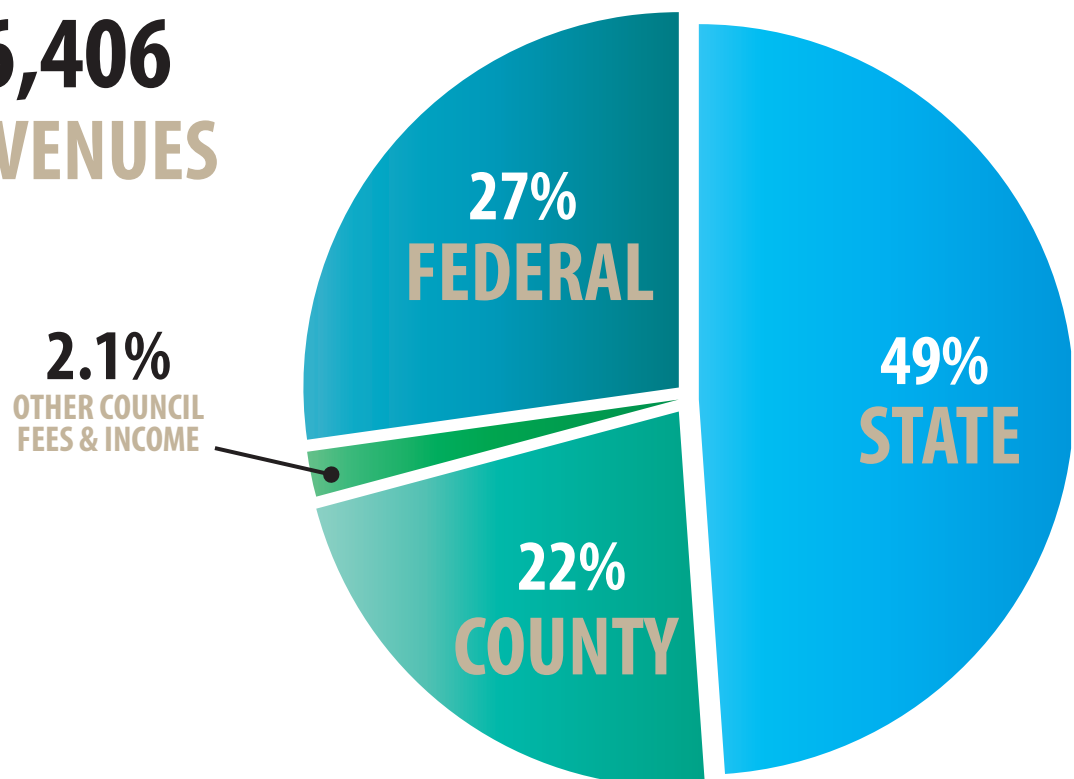
# Revenues and Expenditures

July 1, 2015 to June 30, 2016

## Revenues From All Funding Sources

DDAP Federal Block Grant .....	\$1,707,678 .....	22.8%
Berks County Funds .....	\$1,535,142 .....	20.5%
DDAP State Base Allocation .....	\$1,194,737 .....	15.9%
Behavioral Health Special Initiative .....	\$984,374 .....	13.1%
Act 152 .....	\$286,344 .....	3.8%
State Gaming Fund .....	\$283,479 .....	3.8%
Housing & Urban Development (HUD) .....	\$247,322 .....	3.3%
Reinvestment Fund .....	\$208,535 .....	2.8%
PA Commission On Crime & Delinquency Grants .....	\$186,865 .....	2.5%
Restrictive Intermediate Punishment (RIP) .....	\$181,710 .....	2.4%
Other Council Fees and Income.....	\$154,155 .....	2.1%
Mental Health/Developmental Disabilities Program (MH/DD).....	\$134,140 .....	1.8%
Tobacco Control Grant .....	\$133,977 .....	1.8%
Drug Treatment Court Grants .....	\$111,547 .....	1.5%
Homeless Assistance Program (HAP) .....	\$90,000 .....	1.2%
Human Services Development Fund (HSDF) .....	\$59,400 .....	0.8%
<b>Total Revenues From All Funding Sources .....</b>	<b>\$7,496,406 .....</b>	<b>100.00%</b>

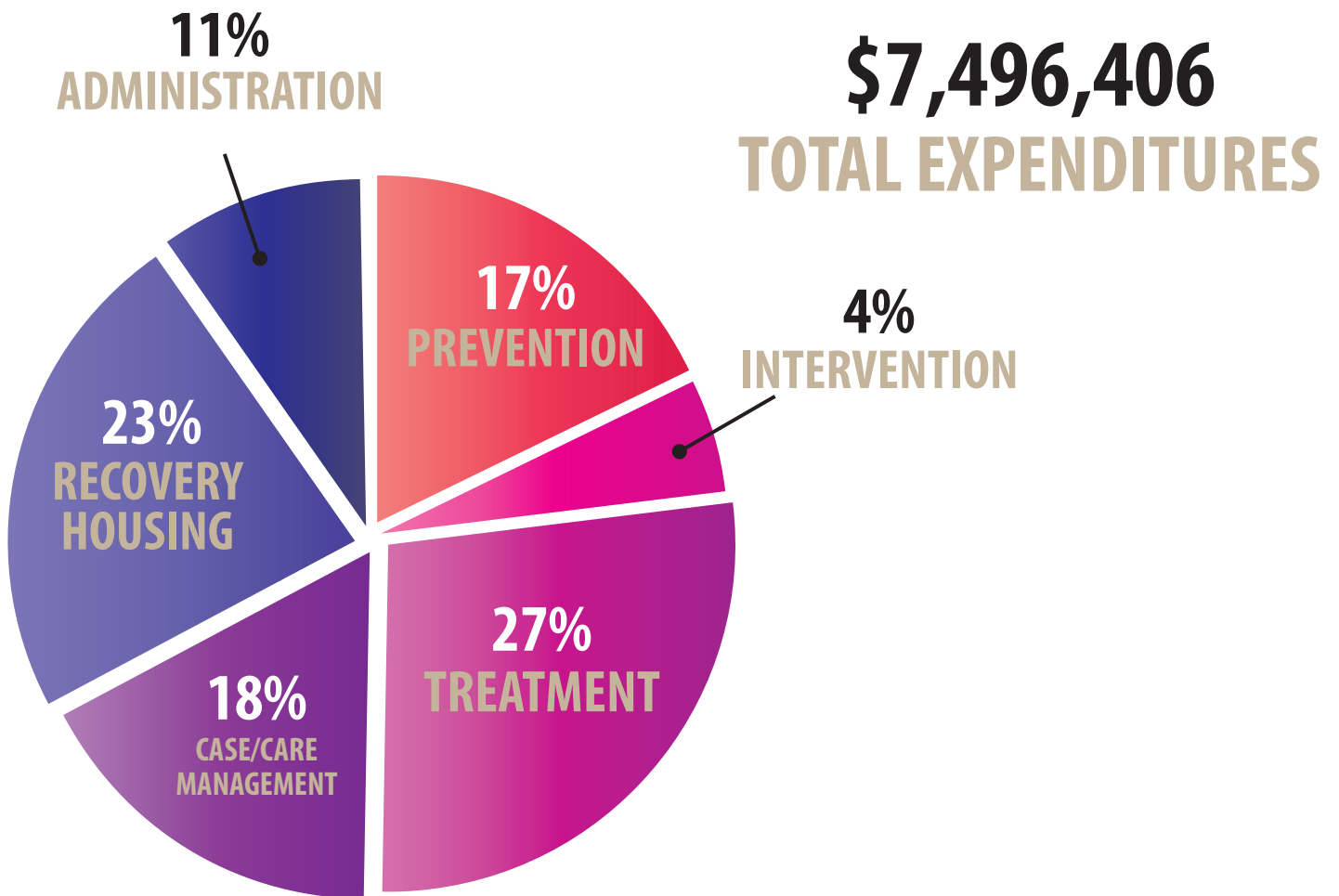
**\$7,496,406**  
**TOTAL REVENUES**



*This pie chart shows revenues by funding source.*

### Net Expenditures

Treatment .....	\$2,043,987 .....	27%
Recovery Housing .....	\$1,709,598 .....	23%
Care/Case Management .....	\$1,366,147 .....	18%
Prevention .....	\$1,247,727 .....	17%
Administration .....	\$834,434 .....	11%
Intervention .....	\$294,513 .....	4%
<b>Total Net Expenditures .....</b>	<b>\$7,496,406 .....</b>	<b>100.00%</b>



*This pie chart shows expenditures by type of service.*

For more information about the Council on Chemical Abuse, please contact us:

(610) 376-8669 | [www.cocaberks.org](http://www.cocaberks.org)